

Science Olympiad Store – 2022

Digital products

Please review the following information prior to purchasing your digital products. You'll find details regarding accessing and sharing the content as well as important instructions if you will be purchasing for others.

Science Olympiad Store – 2022

Digital products

- [Purchasing digital products](#)

- [Accessing and sharing digital products](#)

- [Redeeming unlock codes](#)

- [Distributing Unlock Codes](#)

 - [Distributing codes from the browser](#)

 - [Distributing unlock codes from the Flux Player app](#)

- [Accessing the content](#)

 - [Using the Flux Player app](#)

 - [Using the Web Player](#)

 - [Using Smart TVs](#)

- [Technical support](#)

Purchasing digital products

When purchasing digital products, you will receive an **Unlock code** for each product in your order. These codes "unlock" the product for use in the account in which it is redeemed. You can redeem the code to your own account or provide the code to someone else and they can unlock the product to a new or existing account.

After the code is redeemed, that account (email and password) can be used to access that product on up to 5 devices. Note that the code can only be redeemed once unless you have purchased a quantity of the product greater than 1.

The Unlock Codes with redemption instructions are provided in the order confirmation email. You can also find and distribute the codes directly from your account or the Flux Player app.

Accessing and sharing digital products

Just like Netflix, Hulu, and other such services, access to the Science Olympiad content is restricted to authorized accounts. When you sign-in to the Flux Player app or login to the browser-based Web Player, you "**authorize**" a device. Viewing a product on an authorized device uses one of the available "**licenses**" for that product. Once you have acquired a license on a device, you have unlimited viewing in that browser or player app on that device.

The following limitations apply:

- Each product is licensed for use on up to 5 authorized devices.
- Using both the app and browser to access content on the same device is considered as two unique device authorizations.

- A maximum of 10 devices can be authorized per account.

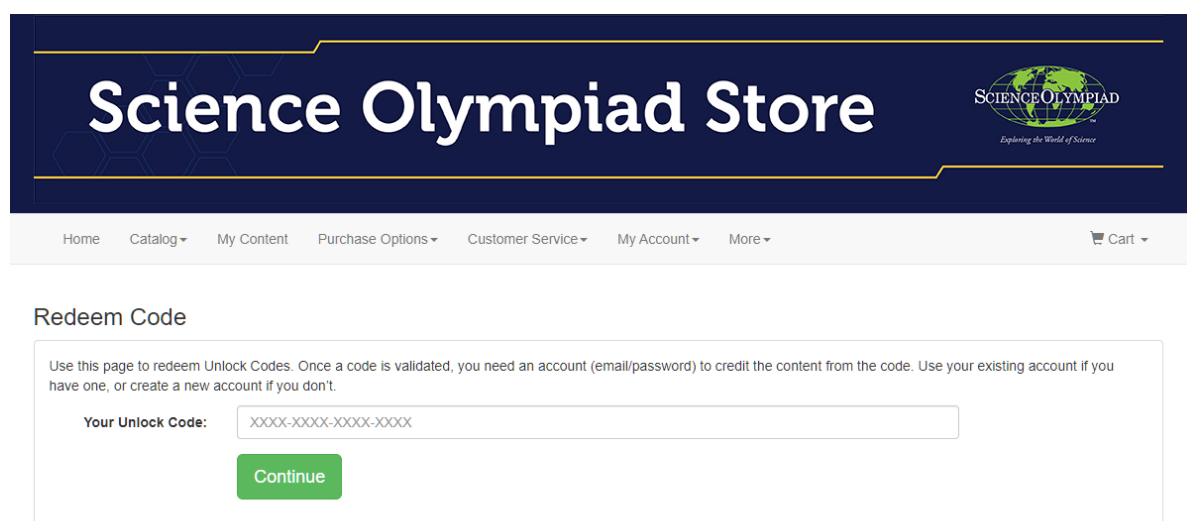
In other words... you can use the content on 5 different devices. You should use either the app or the browser and not both on the same device. If you need to replace or update a device, you can deauthorize that device and sign-in on the new device... as long as you do not try to use more than 10 devices.

We recommend using the Flux Player app... especially if sharing with anyone else. If sharing with others, you will need to provide the email and password to them and and take care not to exceed the usage limitations noted above.

If access is required by more than 5 users, additional quantities of the item should be purchased for the others.

Redeeming unlock codes

Unlock Codes can be redeemed on the **Unlock** page at <https://store.soinc.org/unlock> or in the Flux Player app. The code should be entered exactly as provided with dashes. The code can be redeemed to an existing account or a new account (email and password) can be entered to created a new account during the code redemption.



The screenshot shows the Science Olympiad Store website. The header features the store name "Science Olympiad Store" in large white text on a dark blue background, with the Science Olympiad logo to the right. Below the header is a navigation menu with links for Home, Catalog, My Content, Purchase Options, Customer Service, My Account, and More, along with a Cart icon. The main content area is titled "Redeem Code" and contains a text box for the unlock code, a "Continue" button, and a small instructional text block.

Science Olympiad Store

SCIENCE OLYMPIAD
Exploring the World of Science

Home Catalog My Content Purchase Options Customer Service My Account More Cart

Redeem Code

Use this page to redeem Unlock Codes. Once a code is validated, you need an account (email/password) to credit the content from the code. Use your existing account if you have one, or create a new account if you don't.

Your Unlock Code: XXXX-XXXX-XXXX-XXXX

Continue

Note: An unlock code can only be redeemed **once** per account. To access the content on other devices, use the email and password entered during code redemption.

Distributing Unlock Codes

An unlock code along with the unlock page link (<https://store.soinc.org/unlock>) can be provided to users, but the codes can also be distributed directly from the Flux Player app or the My Content page.

Distributing codes from the browser

It's simple to send the unlock codes with instructions to others. Once you select the product on the My Content page and click a button, your email client will open with the code and instructions ready to send to the user.


To distribute codes from the browser:

1. Login at <https://store.soinc.org/player> with the email and password used to place the order.
2. Double-click the desired product.
3. Click the **Invite User(s)** button.
4. Enter the user's email address and send the email.

Home Catalog My Content Purchase Options Customer Service My Account More

← Back

Density Lab



You have the following codes to redeem

Multi user code: [redeem for me](#)

Current code usage: 0
Maximum code usage: 3

[Invite user\(s\)](#)

Run Time: 7 minutes
Size (HD): 264.8 MB

[Show License Info](#)

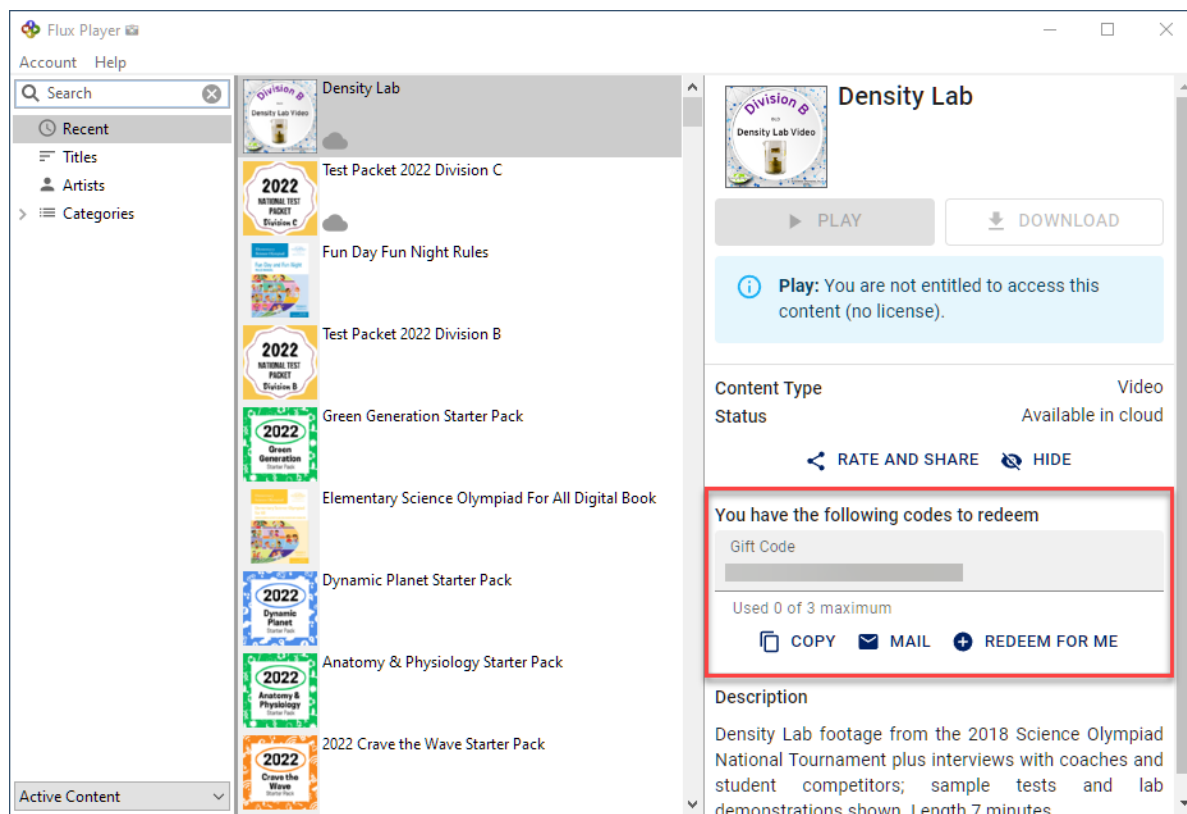
Description
Density Lab footage from the 2018 Science Olympiad National Tournament plus interviews with coaches and student competitors; sample tests and lab demonstrations shown. Length 7 minutes

Distributing unlock codes from the Flux Player app

Unlock codes can be distributed directly from the Flux Player app.

To distribute codes from the Flux Player:

1. Open the Flux Player app and sign-in, if not already signed-in.
2. Select the desired product.
3. Click the **Mail** button.
4. Enter the user's email address and send the email.



Flux Player Account Help

Search

Recent Titles Artists Categories

Density Lab

PLAY DOWNLOAD

Play: You are not entitled to access this content (no license).

Content Type: Video
Status: Available in cloud

RATE AND SHARE HIDE

You have the following codes to redeem

Gift Code

Used 0 of 3 maximum

[COPY](#) [MAIL](#) [REDEEM FOR ME](#)

Description
Density Lab footage from the 2018 Science Olympiad National Tournament plus interviews with coaches and student competitors; sample tests and lab demonstrations shown. Length 7 minutes

Accessing the content

All types of content can be accessed on computers and mobile devices using either the Flux Player app or the browser-based Web Player. Smart TVs can also stream video and audio when using the Flux Player app.

Using the Flux Player app

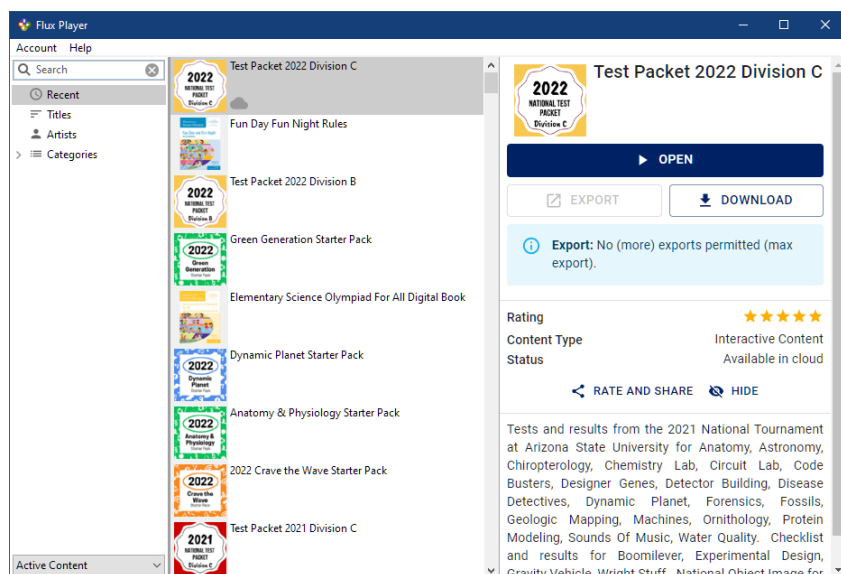
Content can be accessed using the free **Flux Player** app. The app manages download, storage, licensing, and viewing of the content and once downloaded, you can view the content anytime, anywhere just by opening the Flux Player app.

The Flux Player app is available for Mac, Windows, iOS and Android devices as well as Kindle Fire and Chromebooks. You can find the installers on the **My Content** page of the Science Olympiad store at <https://store.soinc.org/player>.

The Flux Player installs like most commonly available apps. For Windows and Mac, download and run the installer in the Downloads folder. For mobile devices, the installation will happen from the app store.

Once installed, open the Flux Player app and sign-in using the email and password used during the purchase or code redemption. The content will appear in the app and you can choose to view or download within the app for later viewing.

- **Windows Users:** To locate the Flux Player after installation, press the Windows key (bottom-left, next to the CTRL key), type FLUX and press the Enter key. After the player appears in the list, you can also right-click on the player and pin it to the Taskbar or send a shortcut to the desktop.
- **Mac Users:** To locate the Flux Player after installation, choose Go>Applications from the main Apple Finder menu. Then locate the player in that folder and start it. You can also drag the player icon to the Dock or create an alias on the desktop to make it easier to access.




Note: Some Chromebooks may be limited to streaming video due to hardware or storage limitations.

Using the Web Player

You can also access the content in your browser by visiting the **My Content** page of the Science Olympiad store at <https://store.soinc.org/player>.

Tip This page is important for content access. We recommend that you bookmark it (Press Ctrl + D on your keyboard). Also, you probably have a link to it in your emails.




Quick Online Access
Access content online without app install.
Access content directly in your browser. Internet connection required. Content is not downloaded.

Email:


Password:

[Forgot your Password? Click here](#)

Remember me



Download To App
Download your content. Requires installation of an app.
Access and download content locally via FluxPlayer app. Once downloaded, no permanent internet connection is required.




More Options
Get access on other platforms and operating systems.
FluxPlayer apps are available in app stores or as direct download for virtually all major platforms.

If you are not already logged in on that page, login under the Quick Online Access section with the email and password used during purchase or code redemption. To view the content, double-click the image for the desired product.


Note: When using the browser, you must have a quality internet connection and the content does not download to your computer or device. For repeated access, you'll find the app more convenient. If you decide to use the Web Player, you will probably want to bookmark the page and take care not to clear the cookies.

Using Smart TVs


Video and audio content can be streamed on Smart TV systems by installing the Flux Player app for AppleTV, AndroidTV, Amazon FireTV, and Roku. Note that eBooks cannot be displayed on Smart TVs.



Amazon
Use your Kindle Fire to open Apps, install FluxPlayer for Kindle and **sign in**.




Chrome OS
Use your ChromeOS device to open the chrome web store, install FluxPlayer and **sign in**.




Smart TV


1. Go to Streaming Channels. Choose Search Channels and search for FluxPlayer.
2. Select the FluxPlayer and follow the instructions.



Smart TV



Smart TV

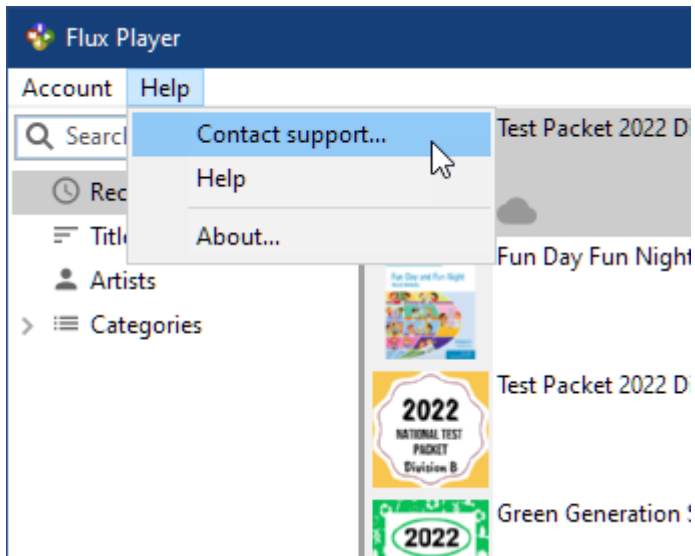


Smart TV

Provided your TV hardware supports it, you can also cast audio and video using Chromecast or AirPlay.

Technical support

To submit a support request, open the Flux Player app, select **Help** from the menu, and then choose **Contact** support. If using the Web Player, click the **Support** link at the bottom of the My Content web page.



Providing the exact steps to reproduce the issue along with the exact text of any error message will help assure your request is resolved as quickly as possible.

You can also email us directly at support@flickrocket.com, however submitting the request from the app or web is recommended. Support requests are generally reviewed and answered within 48 hours.